

INSTRUCTIONS FOR USE

THOMSON TBIC44IX OVEN

The following functions are available:

- A. Oven function: see page 2
- B. Microwave function: see page 2
- C. Child security function: see page 2




CONTROL PANEL

Panneau de contrôle






1. Open the oven door and put in the food/drink on the rotating plate.
2. Close the oven door.
3. Select a programme.



A. OVEN FUNCTION

- Press the function button to select the desired type of cooking  Grill. Turn the button +/- to adjust the temperature.
- Press button  then turn the button +/- to adjust the cooking time.
- To start cooking press .

B. MICROWAVE FUNCTION

- Press  to activate the microwave function then turn the button +/- to adjust the desired power.
- Press  then turn the button +/- to adjust the desired cooking time.
- Press  to start the cooking/heating process..

C. CHILD SECURITY FUNCTION

- Press  for 3 seconds in order to lock or unlock the door. The symbol  shows when the door is locked.