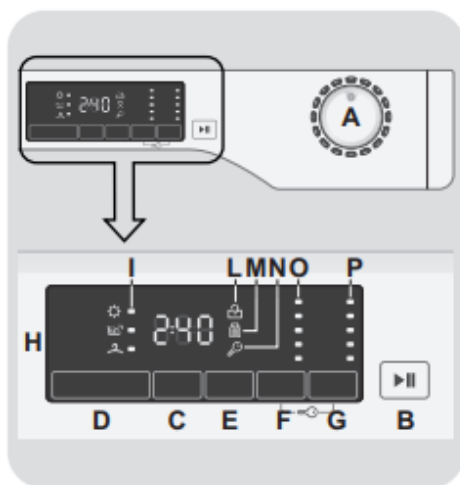


INSTRUCTIONS FOR USE WASHING/DRYING MACHINE CANDY – CBD 485D1E/1-S

The following functions are available :


- A. Wash only: see page 2
- B. Wash + dry: see page 3
- C. Dry only: see page 4

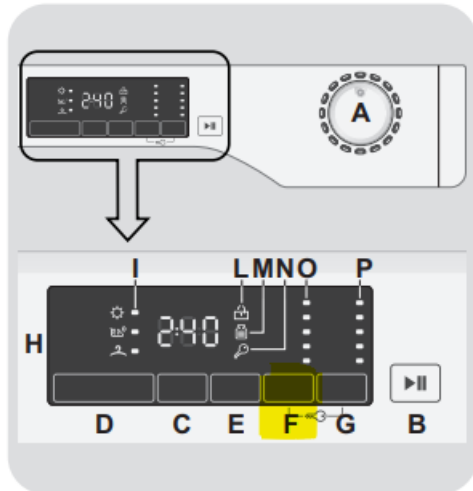
CONTRÔL PANEL




1. Put the washing and the detergent capsule directly into the machine
2. Close the door of the machine
3. Select a programme and the desired cycle using button A
4. Press button B to start the programme ▶||


A. WASH ONLY

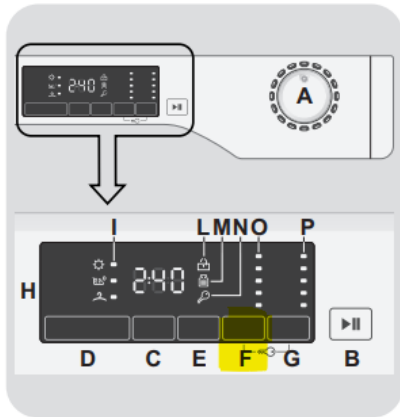
- Using button A select the desired programme (for example Cotton [Coton] 
- Using button F choose the desired temperature



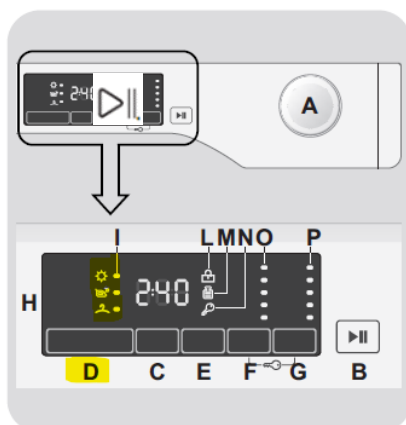
- To start the wash press button B .
- At the end of the cycle the word 'End' shows on the screen. After 5 minutes the machine goes into standby mode and the door can be opened. Open the door and remove the laundry. Turn button A to OFF to turn off the machine.

B. WASH AND DRY





- Using button A select the desired programme, for example cotton [coton] 
- Select the desired temperature using button F



- Select the desired drying level using button D

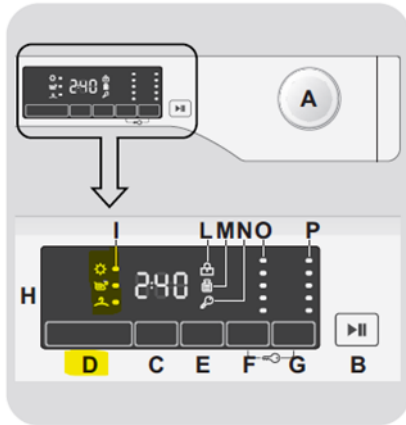


The following drying levels are available:

- EXTRA DRY  : the laundry is completely dry and ready to put away in the wardrobe without being ironed;
 - READY TO HANG  : it is recommended that the washing is aired on a hanger to dry completely for optimum drying before putting it away.
 - READY TO IRON  : clothes are left damp enough to facilitate ironing.
- Press button B to start the machine 
 - At the end of the cycle the word End appears on the screen. After 5 minutes the machine goes into standby mode and the door can be opened. Open the door and remove the laundry.

C. DRY ONLY

- Using button A select the desired drying programme, for example cotton [coton] 🧺⚙️:
- Using button D select the desired drying level



The following drying levels are available:

- EXTRA DRY ⚙️ : the laundry is completely dry and ready to put away in the wardrobe without being ironed;
 - READY TO HANG 🧺: it is recommended that the washing is aired on a hanger to dry completely for optimum drying before putting it away.
 - READY TO IRON 🧺 : clothes are left damp enough to facilitate ironing.
- To start the machine press button B ▶||
 - At the end of the cycle the word End appears on the screen. After 5 minutes the machine goes into standby mode and the door can be opened. Open the door and remove the laundry.