

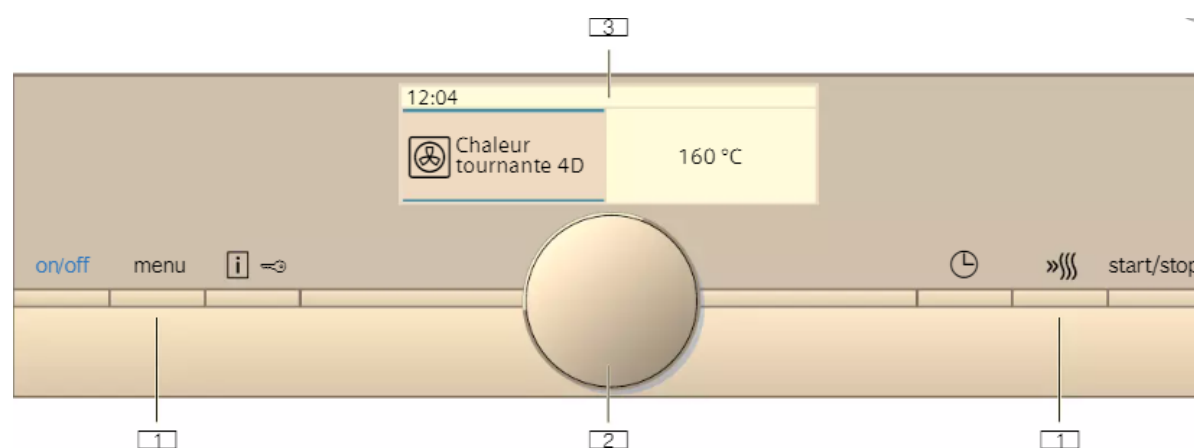
INSTRUCTIONS FOR USE

SIEMENS CM676GBS1 IQ700 OVEN

The following functions are available:

- A. Oven function: see page 2
- B. Microwave function: see page 2



CONTROL PANEL



Chaleur tournante 40 D = Convection/fan oven at 40°

1. Open the oven door and put the food/drink on the rotating plate.
2. Close the oven door.
3. Select a programme.
4. Start the oven with the on/off button.

A. OVEN FUNCTION

- To start the cooking process press the on/off button.
- Turn button 2 to select the required type of cooking (Convection/fan)  Convection naturelle
- Lightly touch the screen (3) to choose and adjust the temperature.
- Press  if you wish to adjust the timer then the round button to modify the temperature and button 2 to modify the cooking time.
- Start the cooking process by pressing the start/stop button.

B. MICROWAVE FUNCTION

- Press the menu button (1) and select microwave.
- Press the screen to choose the desired time and power then adjust the desired values using button 2.
- Start the cooking/heating process with the start/stop button.